

Market Commentary

Overnight global action was negative : Yesterday, U.S. markets were negative with S&P 500 down by -44 pts (-0.69%), Dow Jones was down by -249 pts (-0.55%) and Nasdaq was down by -184 pts (-0.79%). India VIX was up by ~0.77%. GIFT Nifty is trading negative at ~24,626 (-40 pts, -0.16%) indicating Indian markets will open negative.

Yesterday, advance decline ratio on NSE was 1,927 : 1,116 and BSE was 2,439 : 1,705, which showed strength in the overall markets.

Index Options Data Analysis:

Sensex max call OI is at 81,000 and max put OI is at 80,000 with PCR of 0.67

Nifty max call OI is at 24,600 and max put OI is at 24,550 with PCR of 0.90

Bank Nifty max call OI and max put OI both are at 54,000 with PCR of 0.83

Securities in Ban for F&O Trade for 03-SEP-2025:

NIL

Sectors in Focus:

FMCG : Nifty FMCG index was up by +1.12% with **Dabur (+4.19%), Tata Consumer (+2.77%)** and **UBL (+2.44%)** contributing positively to the index.

Consumer Durables : Nifty consumer durables index was up by +0.24%, **Bata India (+3.81%), Voltas (+1.64%)** and **CERA (+1.48%)** were supporting the index.

Realty : Nifty realty index was up by +0.72% with **Anant Raj (+3.45%), Phoenix Ltd (+3.14%)** and **Godrej Properties Ltd (+1.42%)** among the top gainers.

Metal : Nifty metal index was up by +0.85%, top gainers were **National Aluminum (+4.89%), NMDC (+4.71%)** and **Hindustan Copper (+2.07%)**.

Oil & Gas : **IGL (+2.97%), GAIL (+2.03%)** and **GSPL (+1.74%)** lead the Nifty oil and gas index by +0.62%

Auto : Nifty auto was down by -0.29% with **TI India (-2.89%), M&M (-2.33%)** and **Tata Motors (-0.85%)** among the laggards.

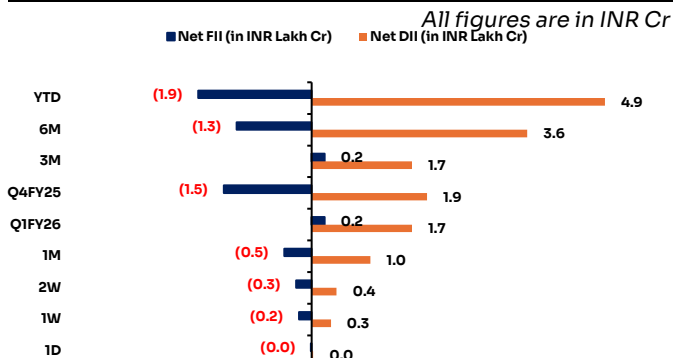
Now listen to the daily market update



Play Now

Fund Flow Activity (02nd Sept 2025)

	Buy	Sell	Net
DII	12,904	10,355	2,549
FII/FPI	8,939	10,099	(1,159)



Indian Indices

	CMP	1D (%)	YTD (%)	P/E x
Gift Nifty	24,626	(0.2)	3.6	22.3
BSE Sensex 30	80,158	(0.3)	2.6	21.0
Nifty 50	24,580	(0.2)	4.0	22.3
India VIX	11	0.8	(21.2)	NA
Nifty Bank	53,661	(0.6)	5.5	15.8
Nifty Next 50	67,018	0.5	(1.4)	67.0
Nifty 500	22,724	0.1	1.6	21.3
NIFTY Mid 100	56,977	0.3	(0.4)	29.3
Nifty Small 250	16,838	0.6	(5.2)	28.3
USD/INR	88.0	0.0	2.9	
Dollar Index	98.3	0.6	(9.3)	
WTI Crude (\$/bbl)	65.6	0.0	(7.9)	
Gold (\$)	3,596	0.1	36.2	
India 10Y	6.57%	(0.2)	(2.8)	
India 2Y	5.85%	(0.5)	(12.7)	
India 1Y	5.61%	(1.4)	(15.9)	
Bank Rate	5.75%	NA	NA	

Global Markets

	CMP	1D (%)	YTD (%)	P/E x
S&P 500	6,416	(0.7)	9.1	27.8
DJIA	45,296	(0.6)	6.5	21.9
Nasdaq	23,231	(0.8)	10.6	38.1
FTSE	9,117	(0.9)	11.6	14.4
CAC	7,654	(0.7)	3.7	15.0
DAX	23,487	(2.3)	18.0	14.0
Nikkei 225	42,310	0.3	6.1	22.6
Hang Seng	25,497	(0.5)	27.1	12.4
Shanghai Co	3,858	(0.5)	15.1	15.0
KOSPI	3,172	0.9	32.2	15.0
S&P/ASX 200	8,901	(0.3)	9.1	18.0

Stocks in the News

- TBO Tek (CMP: 1383.5, MCap: 15,023, Sector: Travel & Tourism, Valuation: 49.47xTTM EV/EBITDA)**
 TBO Tek has agreed to requisition Classic Vacations from The Najafi Companies, marking a significant step to expand its global reach into North America. This move enhances TBO Tek's presence in the travel and tourism sector, particularly in key vacation destinations.
News Source: [TBOTEK](#)
- Quadrant (CMP: 465.35, MCap: 1,861, Sector: Railway Technology, Valuation: -94.61xTTM P/E)**
 Quadrant received a significant order for the supply of the KAVACH System (Train Collision Avoidance System) at East Central Railway, enhancing its role in railway safety and technology. This order strengthens Quadrant's position in the railway infrastructure space.
News Source: [QUADFUTURE](#)
- Adani Power Ltd.**
 Adani Power received government approval to begin coal mining at Madhya Pradesh's Dhirauli Mine, with a capacity of 6.5 million tonnes per year. This development bolsters the company's raw material security for its thermal power generation operations.
News Source: [ADANIPOWER](#)
- Tata Consultancy Services**
 TCS secured a €550 million, 7-year digital transformation deal with Danish insurer Tryg, alongside implementing salary hikes of 4-7% for most employees. These developments highlight TCS's growth in international markets and its focus on employee retention.
News Source: [TCS](#)
- State Bank of India**
 SBI raised \$500 million via 5-year notes at 4.50%, strengthening its overseas business and lending operations. Additionally, SBI Research projects states to be net gainers with GST revenue of at least ₹14.1 lakh crore in FY26, countering revenue loss fears.
News Source: [SBI](#)
- Indus Towers**
 Indus Towers announced expansion into African markets starting with Nigeria, Uganda, and Zambia, leveraging Airtel's presence to tap into rising demand for telecom infrastructure. This marks a significant step for global revenue diversification.
News Source: [INDUSTOWER](#)

Derivatives Position (Combined#)

Stock	% Chg OI	%Chg LTP
Long		
SAMMAANCAP	37.8	10.9
DABUR	8.1	4.1
NATIONALUM	7.3	4.7
ITC	5.2	0.3
RVNL	5.1	4.6
Short		
LAURUSLABS	5.1	(0.0)
KALYANJIL	4.9	(0.3)
TIINDIA	4.4	(3.0)
MCX	4.3	(2.1)
UPL	3.6	(1.9)
Long Unwinding		
KAYNES	(4.7)	(0.7)
PPLPHARMA	(4.4)	(0.5)
KPITTECH	(4.2)	(1.5)
KFINTECH	(3.8)	(1.1)
PRESTIGE	(3.5)	(0.8)
Short Unwinding		
TORNTPOWER	(7.7)	3.3
POWERGRID	(6.4)	2.4
MAZDOCK	(5.5)	2.9
IGL	(4.7)	2.5
CGPOWER	(4.7)	2.9

Sectoral Indices

	CMP	1D (%)	YTD (%)	P/E(x)
Nifty Auto	25,585	(0.3)	12.1	21.1
Nifty IT	35,738	(0.0)	(17.5)	27.9
Nifty Fin Ser	25,573	(0.7)	8.8	16.7
Nifty Pharma	21,720	(0.3)	(7.2)	35.7
Nifty Services	31,932	(0.4)	1.6	35.1
Nifty Cons Dur	39,489	0.2	(5.5)	53.5
Nifty PSE	9,475	1.2	(0.6)	9.9
Nifty FMCG	56,807	1.1	0.0	39.1
Nifty Pvt Bank	26,090	(0.7)	5.3	9.7
Nifty PSU Bank	6,850	0.3	4.7	11.2
Nifty India Cons	12,213	0.0	7.5	43.2
Nifty Realty	886	0.7	(15.8)	38.5
Nifty Infra	8,963	0.2	5.9	20.8
Nifty Energy	34,491	1.0	(2.0)	10.9
Nifty Healthcare	14,342	(0.3)	(4.1)	34.3
Nifty India Mfg	14,508	0.2	5.0	27.0
Nifty Media	1,623	1.0	(10.7)	23.2
Nifty Metal	9,384	0.9	8.5	16.8
Nifty Oil & Gas	11,003	0.6	2.4	16.8
Nifty Comm	8,738	0.5	7.6	72.8

7. AstraZeneca

AstraZeneca has surrendered its manufacturing license in India, citing strategic realignment. The decision could impact local production of its products, with further details pending from regulators and the company.

News Source: [ASTRAZENECA](#)

For more news related item, refer to **News Section**

Commodities

	CMP	1D (%)	YTD (%)
Gold (INR/10gm)	105,792	1.0	37.8
Silver (INR/Kg)	124,530	(0.1)	42.7
Brent Crude Oil (\$/bbl)	69.1	2.5	(8.9)
WTI Crude Oil (\$/bbl)	65.6	0.0	(10.8)
Natural Gas (INR/MMBTU)	261.9	0.2	(14.2)
Copper (INR/Kg)	907.2	1.0	14.4

Currency

	CMP	1D (%)	YTD (%)
USD/INR	88.0	0.0	2.7
EUR/INR	102.4	(0.1)	15.1
GBP/INR	117.7	(0.1)	9.5
JPY/INR	0.6	(0.1)	8.5
EUR/USD	1.2	(0.0)	12.1

Securities Lending & Borrowing Scheme (SLBS)

Stock	Underlying LTP	Futures LTP	Spread (%)
RVNL	331.2	323.9	2.2
VOLTAS	1435.0	1418.6	1.1
NYKAA	231.3	228.9	1.0
SAIL	123.0	121.8	1.0
HEROMOTOCO	5,320.0	5,291.0	0.6

Nifty & Bank Nifty – Pivot Levels – 03/09/2025

	Closing	Support			Resistance		
		1	2	3	1	2	3
Nifty	24573	24481	24404	24331	24635	24692	24779
Bank Nifty	53630	53483	53175	52475	53818	54010	54123

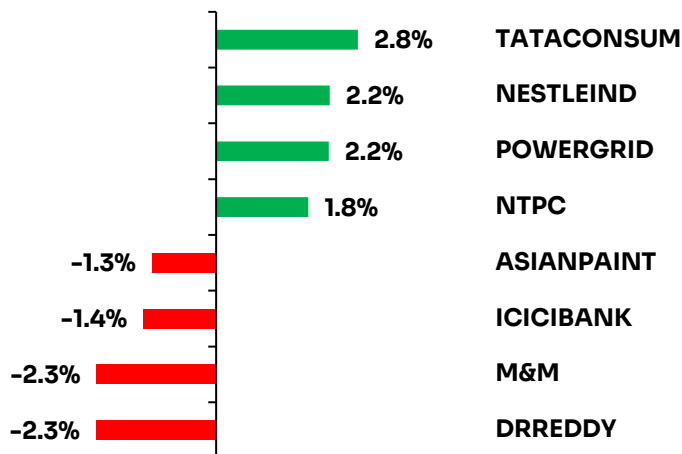
Global Macro Events (03rd Sept 2025)

Event	Previous	Forecasted
India		
HSBC Composite PMI Final AUG	61.1	65.2
HSBC Services PMI Final AUG	60.5	65.6
M3 Money Supply YoY AUG/22	9.60%	
United States		
MBA 30-Year Mortgage Rate AUG/29	6.69%	
MBA Mortgage Applications AUG/29	-0.50%	
MBA Mortgage Market Index AUG/29	275.8	
MBA Mortgage Refinance Index AUG/29	894.1	
MBA Purchase Index AUG/29	163.8	
Redbook YoY AUG/30	6.50%	
Fed Musalem Speech		
JOLTs Job Openings JUL	7.437M	7.3M
Factory Orders MoM JUL	-4.80%	-1.10%
Factory Orders ex Transportation JUL	0.40%	0.30%
JOLTs Job Quits JUL	3.142M	3.0M
17-Week Bill Auction	4.02%	
Fed Kashkari Speech		
Fed Beige Book		
Total Vehicle Sales AUG	16.4M	
Japan		
S&P Global Composite PMI Final AUG	51.5	51.9
S&P Global Services PMI Final AUG	53.6	52.7
BoJ JGB Purchases		
China		
RatingDog Services PMI AUG	52.6	52.4
RatingDog Composite PMI AUG	50.8	51.2
Great Britain		
BoE L Mann Speech		
BoE Breeden Speech		
S&P Global Composite PMI Final AUG	51.5	53
S&P Global Services PMI Final AUG	51.8	53.6
Germany		
HCOB Composite PMI Final AUG	50.6	50.9
HCOB Services PMI Final AUG	50.6	50.1
10-Year Bund Auction	2.69%	

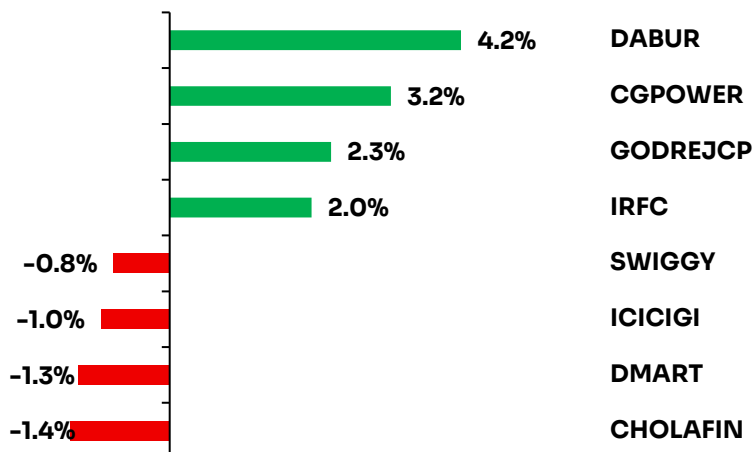
Source: tradingeconomies.com

Top Gainers and Losers

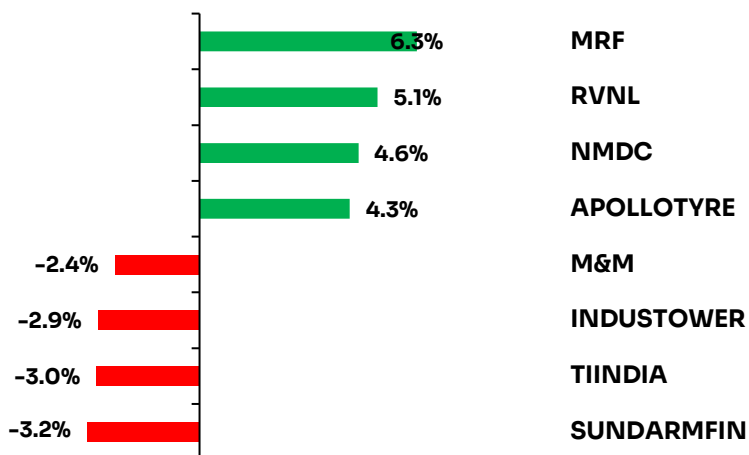
Nifty 50



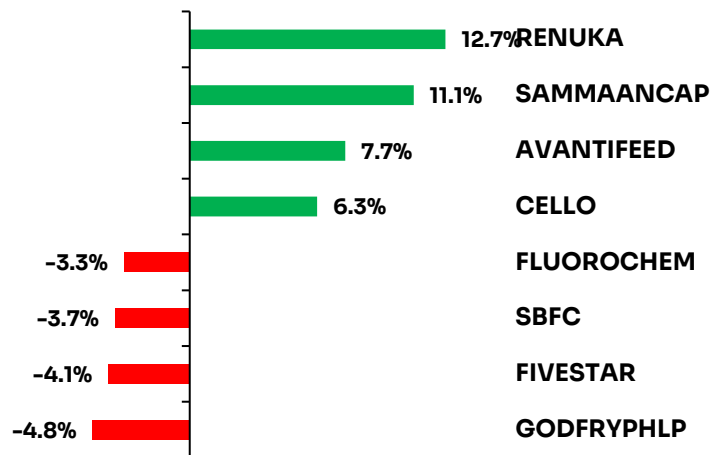
Nifty Next 50



Nifty 200



Nifty 500



Stock*	CMP	5 DMA	20 DMA	50 DMA	100 DMA	200 DMA	Trend	RSI
ADE	2274	2276	2305	2465	2456	2415	Uptrend	40
ADSEZ	1336	1324	1341	1389	1363	1264	Downtrend	45
APHS	7673	7731	7577	7432	7195	6992	Neutral	55
APNT	2540	2510	2507	2431	2383	2350	Neutral	58
AXSB	1056	1056	1068	1119	1151	1107	Strong Uptrend	38
BAF	890	884	882	908	909	838	Neutral	49
BHARTI	1889	1901	1900	1936	1888	1759	Neutral	45
BHE	377	369	379	397	372	328	Neutral	45
BJAUT	9015	8746	8467	8365	8331	8465	Neutral	70
BJFIN	1956	1933	1937	1984	1997	1869	Uptrend	50
CIPLA	1568	1588	1546	1521	1507	1488	Neutral	55
COAL	380	376	380	384	389	389	Neutral	49
DRRD	1254	1269	1244	1267	1245	1238	Neutral	49
EIM	6349	6132	5850	5690	5566	5291	Neutral	81
ETERNAL	322	318	313	289	263	254	Strong Uptrend	64
GRASIM	2780	2794	2786	2781	2728	2613	Strong Uptrend	49
HCLT	1466	1474	1479	1564	1581	1672	Neutral	42
HDFCB	945	963	986	992	974	921	Strong Downtrend	28
HDFCLIFE	783	779	772	773	757	698	Downtrend	56
HMCL	5312	5112	4835	4522	4302	4223	Uptrend	76
HNDL	721	709	695	688	661	648	Strong Uptrend	62
HUVR	2677	2658	2579	2473	2413	2378	Strong Uptrend	65
ICICIBC	1394	1412	1432	1441	1430	1352	Strong Uptrend	35
IIB	751	753	778	820	810	874	Downtrend	37
INFO	1499	1506	1466	1539	1536	1679	Downtrend	50
ITC	407	404	410	413	419	425	Neutral	47
JIOFIN	312	314	324	321	295	282	Neutral	40
JSTL	1044	1041	1053	1041	1020	993	Neutral	49
KMB	1943	1965	1986	2085	2103	1990	Neutral	37
LT	3575	3581	3621	3585	3530	3512	Downtrend	47
MM	3235	3308	3279	3224	3091	3002	Neutral	47
MSIL	14842	14719	13546	12953	12614	12167	Neutral	85
NEST	1201	1162	1138	1171	1182	1146	Strong Uptrend	62
NTPC	337	332	335	337	341	339	Uptrend	52
ONGC	239	235	236	241	242	244	Neutral	54
PWGR	287	279	285	291	295	296	Neutral	51
RELIANCE	1367	1379	1391	1439	1411	1331	Neutral	40
SBILIFE	1817	1819	1841	1832	1778	1622	Downtrend	45
SBIN	804	807	813	811	803	790	Neutral	43
SHFL	585	591	613	644	650	621	Neutral	37
SUNP	1565	1600	1619	1658	1689	1722	Downtrend	34
TATA	158	156	158	159	154	148	Strong Downtrend	50
TATACONS	1106	1073	1069	1082	1102	1034	Neutral	61
TCS	3112	3118	3063	3198	3317	3641	Uptrend	50
TECHM	1513	1502	1492	1554	1539	1588	Neutral	51
TRENT	5412	5340	5367	5485	5439	5722	Neutral	52
TTAN	3621	3626	3519	3512	3478	3379	Neutral	62
TTMT	684	681	668	677	680	704	Neutral	53
UTCEM	12726	12641	12503	12357	11965	11586	Uptrend	58
WPRO	251	251	246	256	252	273	Strong Uptrend	51

For RSI, > 75 overbought, < 25 oversold. * Stock name is as per Bloomberg Code

52 W High

Stock	LTP		New 52W/H price	Prev.High	Prev. High Date
EICHERMOT	6350	▼	6388	6388	2-Sep-25
TVSMOTOR	3371	▼	3394	3394	2-Sep-25
BOSCHLTD	41395	▼	41575	41290	5-Aug-25
UNOMINDA	1304.5	▼	1322.9	1322.9	2-Sep-25
MRF	154690	▲	155000	153000	16-Jul-25

52 W Low

Stock	LTP		New 52W/L price	Prev.Low	Prev. Low Date
DEEPAKNTR	1760	▲	1750.1	1750.1	2-Sep-25
FIVESTAR	529	▼	522	522	2-Sep-25
IMAGICAA	57.25	▼	56.21	56.21	2-Sep-25
EMSLIMITED	536.4	▼	528.05	528.05	2-Sep-25
VPRPL	119.96	▼	118.6	118.6	2-Sep-25

Volume Shockers

Stock	LTP	% chg in price	Volume	Avg Volume	% chg in Vol
Tega Industries	1,996	3	1,000,478	24,591	3968%
Exxaro	8	4	1,454,200	51,457	2726%
KCK Industries	40	-9	292,500	13,600	2051%
Five-Star Busin	527	-4	21,922	295,334	1404%
Oneclick Logi.	237	6	61,200	4,320	1317%
Atal	19	4	1,217,858	100,889	1107%
Yatra Online	156	-2	8,682,094	799,733	986%
Cello World	569	6	891,948	82,395	983%
Karnika Industr	202	-10	89,000	9,360	851%
Tube Investment	3,048	-3	1,041,247	130,639	697%
BEW Engineering	155	-1	8,500	1,125	656%
India Shelter	909	1	540,574	93,274	480%

Bulk Deals

Stock	Client Name	Action	Quantity Traded	Weighted Avg Price
AGARWALEYE	GOLDMAN SACHS (SINGAPORE) PTE - ODI	SELL	16,53,725	433.25
AGARWALEYE	GOLDMAN SACHS BANK EUROPE SE - ODI	BUY	16,53,725	433.25
AGARWALTUF	DREAM DEAL ENTERPRISE	SELL	98400	148.01
AKSHARCHEM	RAKESH BALURAM LAHOTI	SELL	49000	250.73
APOLLO	HRTI PRIVATE LIMITED	BUY	29,16,768	284.97
APOLLO	HRTI PRIVATE LIMITED	SELL	28,79,096	286.98
APOLLO	JUMP TRADING FINANCIAL INDIA PRIVATE LIMITED	BUY	23,60,758	285.08
APOLLO	JUMP TRADING FINANCIAL INDIA PRIVATE LIMITED	SELL	23,60,758	284.34
APOLLO	JUNOMONETA FINSOL PRIVATE LIMITED	BUY	37,75,711	285.81
APOLLO	JUNOMONETA FINSOL PRIVATE LIMITED	SELL	37,75,711	286.02
APOLLO	QE SECURITIES LLP	BUY	17,55,014	283.76
APOLLO	QE SECURITIES LLP	SELL	17,60,867	285.43
ARCIIL	MANSI SHARE AND STOCK BROKING PRIVATE LIMITED	BUY	74000	126.35
ARCIIL	NEO APEX VENTURE LLP	SELL	53000	126.97
ATALREAL	PASHUPATI CAPITA SER PVT LTD	BUY	5,97,656	18.84
ATALREAL	PASHUPATI CAPITA SER PVT LTD	SELL	15615	19.32
BAJAJHIND	BHL SECURITIES TRUST	SELL	1,58,00,000	21.83
BAJAJHIND	GRAVITON RESEARCH CAPITAL LLP	BUY	65,91,581	22.01
BAJAJHIND	GRAVITON RESEARCH CAPITAL LLP	SELL	65,91,581	22.03
CBAZAAR	INVENTUS CAPITAL PARTNERS (MAURITIUS) LIMITED	SELL	2,72,000	4.01
CBAZAAR	SOMANI VENTURES AND INNOVATIONS LIMITED	BUY	1,36,000	4.1
DYNAMIC	BHAVINKUMAR RAMANLAL PANCHAL	SELL	69000	116.32
FORCAS	PROGNOSIS SECURITIES PVT. LTD	BUY	91200	99.29
GENSOL	RAHUL RAMAN MOHTA	SELL	2,15,118	37.57
GREAVESCOT	HRTI PRIVATE LIMITED	BUY	11,97,135	224.62
GREAVESCOT	HRTI PRIVATE LIMITED	SELL	9,35,768	226.42
KANDARP	PASHUPATI CAPITA SER PVT LTD	BUY	24000	102.84
KANDARP	PASHUPATI CAPITA SER PVT LTD	SELL	46000	99.81
KROSS	HRTI PRIVATE LIMITED	BUY	3,52,601	201.71
KROSS	HRTI PRIVATE LIMITED	SELL	3,66,925	203.11

Stock	Client Name	Action	Quantity Traded	Weighted Avg Price
LAXMIINDIA	BOFA SECURITIES EUROPE SA	SELL	4,10,023	140
LLOYDSE-RE	ALMONDZ GLOBAL SECURITIES LTD	BUY	12,00,000	26.39
LLOYDSE-RE	ALMONDZ GLOBAL SECURITIES LTD	SELL	15,07,071	25.81
LLOYDSE-RE	AUTHUM INVESTMENT & INFRASTRUCTURE LIMITED	BUY	72,00,000	27.49
LLOYDSE-RE	BHATIA SURESH	BUY	20,00,000	27.5
LLOYDSE-RE	BHATIA SURESH	SELL	15,00,000	27.5
LLOYDSE-RE	BLOSSOMTRADE & INTERCHANGE LLP	SELL	3,51,89,059	26.6
LLOYDSE-RE	KKM ENTERPRISES PRIVATE LIMITED	BUY	38,50,000	25.85
LLOYDSE-RE	VIVEK BHIMSARIA	BUY	14,38,765	25.65
MEDISTEP	VIJITH NARAYANAN MENON	BUY	72000	36.68
MOBIKWIK	ALPHAGREP SECURITIES PRIVATE LIMITED	BUY	15,25,269	265.08
MOBIKWIK	ALPHAGREP SECURITIES PRIVATE LIMITED	SELL	15,25,269	265.56
MOBIKWIK	CLT RESEARCH TECH PRIVATE LTD	BUY	4,62,479	265.25
MOBIKWIK	CLT RESEARCH TECH PRIVATE LTD	SELL	4,62,479	265.43
MOBIKWIK	D3 STOCK VISION LLP	BUY	4,55,572	277.19
MOBIKWIK	D3 STOCK VISION LLP	SELL	3,74,572	275.75
MOBIKWIK	DIPAN MEHTA COMMODITIES PRIVATE LIMITED	BUY	4,84,670	267.27
MOBIKWIK	DIPAN MEHTA COMMODITIES PRIVATE LIMITED	SELL	4,84,670	267.94
MOBIKWIK	ELIXIR WEALTH MANAGEMENT PRIVATE LIMITED	BUY	5,58,214	267.63
MOBIKWIK	ELIXIR WEALTH MANAGEMENT PRIVATE LIMITED	SELL	5,58,214	267.51
MOBIKWIK	GRAVITON RESEARCH CAPITAL LLP	BUY	14,19,828	262.22
MOBIKWIK	GRAVITON RESEARCH CAPITAL LLP	SELL	14,19,828	262.65
MOBIKWIK	HRTI PRIVATE LIMITED	BUY	16,84,729	264.25
MOBIKWIK	HRTI PRIVATE LIMITED	SELL	14,67,221	265.28
MOBIKWIK	IRAGE BROKING SERVICES LLP	BUY	8,09,429	270
MOBIKWIK	IRAGE BROKING SERVICES LLP	SELL	5,45,959	268.77
MOBIKWIK	JUMP TRADING FINANCIAL INDIA PRIVATE LIMITED	BUY	11,46,366	265.45
MOBIKWIK	JUMP TRADING FINANCIAL INDIA PRIVATE LIMITED	SELL	11,46,116	265.69
MOBIKWIK	JUNOMONETA FINSOL PRIVATE LIMITED	BUY	17,63,738	265.94
MOBIKWIK	JUNOMONETA FINSOL PRIVATE LIMITED	SELL	17,66,779	266.12

Stock	Client Name	Action	Quantity Traded	Weighted Avg Price
MOBIKWIK	MATHISYS ADVISORS LLP	BUY	12,10,873	263.76
MOBIKWIK	MATHISYS ADVISORS LLP	SELL	12,11,063	263.27
MOBIKWIK	MICROCURVES TRADING PRIVATE LIMITED	BUY	5,51,735	266.07
MOBIKWIK	MICROCURVES TRADING PRIVATE LIMITED	SELL	5,51,735	266.35
MOBIKWIK	MUSIGMA SECURITIES	BUY	26,71,201	265.86
MOBIKWIK	MUSIGMA SECURITIES	SELL	26,76,513	266
MOBIKWIK	NK SECURITIES RESEARCH PRIVATE LIMITED	BUY	5,89,578	271.38
MOBIKWIK	NK SECURITIES RESEARCH PRIVATE LIMITED	SELL	5,89,712	271.57
MOBIKWIK	PACE STOCK BROKING SERVICES PVT LTD	BUY	6,55,380	268.14
MOBIKWIK	PACE STOCK BROKING SERVICES PVT LTD	SELL	6,32,130	267.72
MOBIKWIK	QE SECURITIES LLP	BUY	22,17,196	264.71
MOBIKWIK	QE SECURITIES LLP	SELL	22,92,569	264.82
MOBIKWIK	SHARE INDIA SECURITIES LIMITED	BUY	3,91,124	270.05
MOBIKWIK	SHARE INDIA SECURITIES LIMITED	SELL	3,82,124	269.85
MOBIKWIK	WEALTH FIRST PORTFOLIO MANAGERS LIMITED	BUY	4,00,000	263.64
MOBIKWIK	WEALTH FIRST PORTFOLIO MANAGERS LIMITED	SELL	3,00,000	272.76
MOSCHIP	GRAVITON RESEARCH CAPITAL LLP	BUY	11,97,866	187.11
MOSCHIP	GRAVITON RESEARCH CAPITAL LLP	SELL	11,97,866	187.35
MVKAGRO	NEO APEX VENTURE LLP	BUY	82800	356
NRVANDANA	SAVANI BRIJESH J	SELL	1,23,000	45.08
OLAELEC	GRAVITON RESEARCH CAPITAL LLP	BUY	3,34,70,033	63.38
OLAELEC	GRAVITON RESEARCH CAPITAL LLP	SELL	3,33,90,800	63.39
OLAELEC	HRTI PRIVATE LIMITED	BUY	4,31,06,304	62.94
OLAELEC	HRTI PRIVATE LIMITED	SELL	4,38,50,964	63.4
OLAELEC	JUMP TRADING FINANCIAL INDIA PRIVATE LIMITED	BUY	3,59,22,332	63.16
OLAELEC	JUMP TRADING FINANCIAL INDIA PRIVATE LIMITED	SELL	3,59,22,332	63.32
PRUDMOULI	HI KLASS TRADING & INVESTMENT LIMITED	BUY	2,07,904	37.54
PRUDMOULI	HI KLASS TRADING & INVESTMENT LIMITED	SELL	29904	37.52
PRUDMOULI	VAB VENTURES LIMITED	SELL	3,00,000	37.54
QUADFUTURE	GRAVITON RESEARCH CAPITAL LLP	BUY	2,94,080	458.45

Stock	Client Name	Action	Quantity Traded	Weighted Avg Price
QUADFUTURE	GRAVITON RESEARCH CAPITAL LLP	SELL	2,94,080	459.03
SAMMAANCAP	GRAVITON RESEARCH CAPITAL LLP	BUY	73,00,469	134.9
SAMMAANCAP	GRAVITON RESEARCH CAPITAL LLP	SELL	73,00,469	134.94
SAWALIYA	ASCENT WEALTH	SELL	97200	242.19
TSC	PERSISTENT GROWTH FUND VARSU INDIA GROWTH STORY SCHEME 1	SELL	74000	70
VERTIS	2452991 ONTARIO LIMITED	SELL	4,69,75,000	98.02
VERTIS	360 ONE PRIME LIMITED	BUY	2,29,25,000	98
VERTIS	360 ONE REAL ASSETS ADVANTAGE FUND	BUY	23,00,000	98
VERTIS	ALKRAM VENTURE PRIVATE LIMITED	BUY	30,50,000	98
VERTIS	DEZERV INVESTMENTS PRIVATE LIMITED	BUY	25,50,000	98
VERTIS	GALAXY INVESTMENTS II PTE LTD	SELL	20,48,00,000	98.01
VERTIS	ICICI PRUDENTIAL MUTUAL FUND	BUY	51,00,000	98
VERTIS	INDIAFIRST LIFE INSURANCE COMPANY LIMITED	BUY	25,50,000	98
VERTIS	KOTAK MAHINDRA LIFE INSURANCE COMPANY LIMITED	BUY	1,27,50,000	98
VERTIS	L & T TECHNOLOGY SERVICES LIMITED	BUY	51,00,000	98
VERTIS	L AND T EMPLOYEES WELFARE FOUNDATION PRIVATE LIMITED	BUY	51,00,000	98.07
VERTIS	LARSEN & TOUBRO LIMITED	BUY	3,01,00,000	98
VERTIS	LTIMINDTREE LIMITED	BUY	2,04,00,000	98
VERTIS	MAX LIFE INSURANCE COMPANY LIMITED	BUY	1,02,00,000	98
VERTIS	MVS VENTURES PRIVATE LIMITED	BUY	61,25,000	98
VERTIS	MVS VENTURES PRIVATE LIMITED	BUY	67,25,000	98.05
VERTIS	NATIONAL PENSION SYSTEM (NPS) TRUST	BUY	1,53,00,000	98
VERTIS	NEO MARKETS SERVICES PRIVATE LIMITED	BUY	71,50,000	98
VERTIS	NEO WEALTH PARTNERS PRIVATE LIMITED	BUY	2,01,50,000	98
VERTIS	PHILLIP SERVICES INDIA PRIVATE LIMITED	BUY	1,29,25,000	98
VERTIS	PRATITHI INVESTMENT TRUST	BUY	24,50,000	98.04
VERTIS	STAR UNION DAI ICHI LIFE INSURANCE COMPANY LIMITED	BUY	25,50,000	98
VERTIS	VARA FUTURE LLP	BUY	1,63,25,000	98
VERTIS	WHITEOAK CAPITAL MUTUAL FUND	BUY	1,53,00,000	98
VIMTALABS	GROWTH SECURITIES PRIVATE LIMITED	BUY	2,58,290	743.94

Stock	Client Name	Action	Quantity Traded	Weighted Avg Price
VIMTALABS	GROWTH SECURITIES PRIVATE LIMITED	SELL	2,58,290	743.8
VIMTALABS	HRTI PRIVATE LIMITED	BUY	9,17,339	735.97
VIMTALABS	HRTI PRIVATE LIMITED	SELL	8,47,760	738.27
VIMTALABS	JUNOMONETA FINSOL PRIVATE LIMITED	BUY	6,16,662	740.83
VIMTALABS	JUNOMONETA FINSOL PRIVATE LIMITED	SELL	6,16,662	741.26
VIMTALABS	MUSIGMA SECURITIES	BUY	6,69,185	750.59
VIMTALABS	MUSIGMA SECURITIES	SELL	6,69,185	750.82
VIMTALABS	NK SECURITIES RESEARCH PRIVATE LIMITED	BUY	3,40,151	754.89
VIMTALABS	NK SECURITIES RESEARCH PRIVATE LIMITED	SELL	3,40,151	755.31
VIMTALABS	QE SECURITIES LLP	BUY	3,39,734	734.09
VIMTALABS	QE SECURITIES LLP	SELL	3,57,149	732.62
VINCOFE	WEALTH 4 U HOSPITALITY CONSULTANCY PRIVATE LIMITED	BUY	7,87,641	150.17
VINCOFE	WEALTH 4 U HOSPITALITY CONSULTANCY PRIVATE LIMITED	SELL	7,87,641	150.46

Block Deals

Stock	Client Name	Action	Quantity Traded	Weighted Avg Price
AGARWALEYE	GOLDMAN SACHS (SINGAPORE) PTE - ODI	SELL	16,53,725	433.25
AGARWALEYE	GOLDMAN SACHS BANK EUROPE SE - ODI	BUY	16,53,725	433.25
CGCL	GOLDMAN SACHS (SINGAPORE) PTE - ODI	SELL	18,79,131	189
CGCL	GOLDMAN SACHS BANK EUROPE SE - ODI	BUY	18,79,131	189
CHOLAFIN	GOLDMAN SACHS (SINGAPORE) PTE - ODI	SELL	6,70,924	1453.8
CHOLAFIN	GOLDMAN SACHS BANK EUROPE SE - ODI	BUY	6,70,924	1453.8
ETERNAL	GOLDMAN SACHS (SINGAPORE) PTE - ODI	SELL	69,11,714	321.1
ETERNAL	GOLDMAN SACHS BANK EUROPE SE - ODI	BUY	69,11,714	321.1
FIVESTAR	GOLDMAN SACHS (SINGAPORE) PTE - ODI	SELL	4,11,359	549.2
FIVESTAR	GOLDMAN SACHS BANK EUROPE SE - ODI	BUY	4,11,359	549.2
GODREJPROP	GOLDMAN SACHS (SINGAPORE) PTE - ODI	SELL	2,90,394	1952.2
GODREJPROP	GOLDMAN SACHS BANK EUROPE SE - ODI	BUY	2,90,394	1952.2
KIMS	GOLDMAN SACHS (SINGAPORE) PTE - ODI	SELL	5,01,458	727.5
KIMS	GOLDMAN SACHS BANK EUROPE SE - ODI	BUY	5,01,458	727.5
LEMONTREE	GOLDMAN SACHS (SINGAPORE) PTE - ODI	SELL	15,50,068	170.2
LEMONTREE	GOLDMAN SACHS BANK EUROPE SE - ODI	BUY	15,50,068	170.2
VBL	GOLDMAN SACHS (SINGAPORE) PTE - ODI	SELL	18,94,144	495.35
VBL	GOLDMAN SACHS BANK EUROPE SE - ODI	BUY	18,94,144	495.35
VERTIS	2452991 ONTARIO LIMITED	SELL	4,69,75,000	98.02
VERTIS	360 ONE PRIME LIMITED	BUY	2,29,25,000	98
VERTIS	360 ONE REAL ASSETS ADVANTAGE FUND	BUY	23,00,000	98
VERTIS	ABHILASH SANDHYALA	BUY	16,25,000	98.09
VERTIS	ALKRAM VENTURE PRIVATE LIMITED	BUY	20,25,000	98.07
VERTIS	ALKRAM VENTURE PRIVATE LIMITED	BUY	30,50,000	98
VERTIS	AMAR H PATEL HUF	BUY	10,25,000	98.07
VERTIS	AMBIT WEALTH PRIVATE LIMITED	BUY	14,25,000	98.07
VERTIS	ANKUR DALWANI HUF	BUY	10,25,000	98.12
VERTIS	AUM CAPITAL MARKET PRIVATE LIMITED	BUY	16,00,000	98.07
VERTIS	DEZERV INVESTMENTS PRIVATE LIMITED	BUY	25,50,000	98
VERTIS	DEZERV SECURITIES PRIVATE LIMITED	BUY	10,25,000	98

Stock	Client Name	Action	Quantity Traded	Weighted Avg Price
VERTIS	GALAXY INVESTMENTS II PTE LTD	SELL	20,48,00,000	98.01
VERTIS	ICICI PRUDENTIAL MUTUAL FUND	BUY	51,00,000	98
VERTIS	INDIAFIRST LIFE INSURANCE COMPANY LIMITED	BUY	25,50,000	98
VERTIS	INNOPARK (INDIA) PRIVATE LIMITED	BUY	15,00,000	98.08
VERTIS	KOTAK MAHINDRA LIFE INSURANCE COMPANY LIMITED	BUY	1,27,50,000	98
VERTIS	L & T TECHNOLOGY SERVICES LIMITED	BUY	51,00,000	98
VERTIS	L AND T EMPLOYEES WELFARE FOUNDATION PRIVATE LIMITED	BUY	51,00,000	98.07
VERTIS	LARSEN & TOUBRO LIMITED	BUY	3,01,00,000	98
VERTIS	LGT WEALTH INDIA PRIVATE LIMITED	BUY	11,75,000	98.31
VERTIS	LTIMINDTREE LIMITED	BUY	2,04,00,000	98
VERTIS	MAX LIFE INSURANCE COMPANY LIMITED	BUY	1,02,00,000	98
VERTIS	MVS VENTURES PRIVATE LIMITED	BUY	61,25,000	98
VERTIS	MVS VENTURES PRIVATE LIMITED	BUY	67,25,000	98.05
VERTIS	NARINDER BAJAJ	BUY	10,25,000	98.07
VERTIS	NATIONAL PENSION SYSTEM (NPS) TRUST	BUY	1,53,00,000	98
VERTIS	NEO MARKETS SERVICES PRIVATE LIMITED	BUY	71,50,000	98
VERTIS	NEO TREASURY PLUS FUND	BUY	15,25,000	98
VERTIS	NEO WEALTH PARTNERS PRIVATE LIMITED	BUY	2,01,50,000	98
VERTIS	PHILLIP SERVICES INDIA PRIVATE LIMITED	BUY	1,29,25,000	98
VERTIS	PICO CAPITAL PRIVATE LIMITED	BUY	10,25,000	98.01
VERTIS	PRATITHI INVESTMENT TRUST	BUY	24,50,000	98.04
VERTIS	SANJAY KUMAR CHADHA	BUY	20,50,000	98.06
VERTIS	SHAHI EXPORTS PRIVATE LIMITED	BUY	15,25,000	98
VERTIS	SIGNET CAPITAL PRIVATE LIMITED	BUY	10,25,000	98.12
VERTIS	STAR UNION DAI ICHI LIFE INSURANCE COMPANY LIMITED	BUY	25,50,000	98
VERTIS	TATA AIG GENERAL INSURANCE COMPANY LIMITED	BUY	20,25,000	98
VERTIS	TORROZ FINTECH PRIVATE LIMITED	BUY	20,25,000	98
VERTIS	VARA FUTURE LLP	BUY	1,63,25,000	98
VERTIS	WHITEOAK CAPITAL MUTUAL FUND	BUY	1,53,00,000	98

Insider Trading

Stock	Name of the Acquirer/ Disposer	Action	% shareholding Prior	% shareholding Post
DBCORP	D B Power Limited	Buy	0.78	0.81
DBCORP	D B Power Limited	Buy	0.75	0.75
DBCORP	D B Power Limited	Buy	0.75	0.78
DRREDDY	Anjum Swaroop	Buy	0	0
GPIL	Dinesh Kumar Gandhi	Buy	0	0.01
GPIL	Vinay Shandilya	Buy	0	0.01
GPIL	Nishant Bajpai	Buy	0	0
GPIL	Yarra Chandra Rao	Buy	0	0.01
GPIL	Sanjay Bothra	Buy	0.01	0.01
GPIL	Manish Bohra	Buy	0	0.01
HCG	Hector Asia Holdings II Pte. Ltd.	Buy	51.41	54.45
HCLTECH	HCL Technologies Stock Options Trust	Sell	0.13	0.13
HCLTECH	HCL Technologies Stock Options Trust	Sell	0.13	0.13
JBCHEPHARM	Nikhil Ashokkumar Chopra	Buy	0	0.09
JSL	VIRTUOUS TRADECORP PVT LTD	Buy	7.41	7.45
JSWENERGY	JSW Energy Employees Welfare Trust	Sell	0.08	0.08
JSWENERGY	JSW Energy Employees Welfare Trust	Sell	0.08	0.08
KDDL	ANURADHA SABOO	Sell	10.26	7
KDDL	PRANAV SHANKAR SABOO	Buy	0	3.25
LALPATHLAB	(Hony) Brig. Dr. Arvind Lal	Sell	30.64	30.56
PRINCEPIPE	MANISH SOLANKI	Pledge Revoke	0.02	0.02
SANGINITA	Dineshsinh B. Chavada	Sell	15.06	14.61
SPIC	SICAGEN INDIA LIMITED	Buy	2.35	3.15
SPIC	South India House Estates and Properties Limited	Sell	0.8	0
SPIC	Sicagen India Limited	Buy	2.35	3.15
TIPSMUSIC	Shyam Lakhani	Sell	0.08	0.07
TIPSMUSIC	Krsna Girish Taurani	Buy	0	0.02
VPRPL	Kamal Kishor Pungalia	Sell	6.74	5.52
VPRPL	Sanjay Kumar Punglia	Sell	6.67	6.19
VPRPL	Vishnu Prakash Punglia	Sell	10.53	10.05
VPRPL	Ajay Pungalia	Sell	6.9	6.5

Event Calendar – Corporate Action (Financial Results/ Dividend/other business matters)

Company	Purpose
ASMS	Other business matters
BESTAGRO	Other business matters
BORORENEW	Financial Results
CANFINHOME	Fund Raising
COUNCODOS	Other business matters
DSSL	Other business matters
EROSMEDIA	Other business matters
GATECH	Fund Raising
GATECHDVR	Fund Raising
IIFL	Fund Raising
ROLEXRINGS	Bonus
ROLEXRINGS	Stock Split
SAMMAANCAP	Dividend/Fund Raising
SEJALLTD	Fund Raising/Other business matters
SPMLINFRA	Other business matters
SRM	Other business matters
SURAJEST	Fund Raising

News Section

Stock News

- **Indian Bank (CMP: 664.2, MCap: 89,465, Sector: Banking, Valuation: 1.21x FY26 P/BV)**
Indian Bank revised its benchmark rates, impacting financial products and borrowing costs. This update signifies adaptive financial strategies amid changing market conditions, aimed at aligning with economic trends and supporting customer needs.
News Source: [INDIANB](#)
- **Niva Bupa**
Niva Bupa rejected allegations of denying cashless health cover claims, calling them baseless. The company reaffirmed its commitment to honoring genuine claims as per policy terms and maintaining transparency.
News Source: [NIVABUPA](#)

Companies with Investor Presentation or Annual Report News

- **Indian Hotels Company**
News Source: [INDIANHOTELS](#)

Macro/Non-Stock News

- **Tariffs, Space Move, Death News & More: Key Highlights from Trump's Latest Press Conference**
Trump announced Huntsville, Alabama, as the new US Space Command headquarters, dismissed health rumors, and plans to challenge a tariff ruling in the Supreme Court while ordering federal law enforcement deployment in Chicago and Baltimore.
News Source: [Read Here](#)
- **Trump Says US-India Trade Was Earlier 'One-Sided', Points to High Tariffs on American Goods**
Trump criticized past US-India trade as unequal, citing high tariffs on US products like

Harley-Davidson, which had to set up a plant in India to bypass a 200% import duty.

News Source: [Read Here](#)

- **BCCI Looks for New Jersey Sponsor to Take Guard at the Crease**

BCCI has begun searching for a new jersey sponsor for Team India after Dream11 exited as the lead sponsor, with bidding opened for interested brands.

News Source: [Read Here](#)

- **Medical Device Manufacturers Allowed to Give Free Samples**

Medical device manufacturers in India can now provide free product samples to doctors and hospitals for demonstration and trial purposes, clearing up regulatory ambiguities.

News Source: [Read Here](#)

- **Trump Says Administration to Seek Expedited Supreme Court Ruling on Tariffs**

Donald Trump announced the administration would push for an expedited Supreme Court hearing regarding tariffs, emphasizing its urgency for American business interests.

News Source: [Read Here](#)

- **Hope to Finalise US Trade Pact by November, Says Piyush Goyal**

Commerce Minister Piyush Goyal expressed optimism about announcing a finalized trade agreement between the US and India in November, aiming to resolve key differences including tariffs.

News Source: [Read Here](#)

- **Let's Treat Nonprofits as Startups**

The article suggests Indian nonprofits should be supported like startups, receiving funding and infrastructural support to drive innovation and impact.

News Source: [Read Here](#)

- **Gauhati HC Questions Assam Over Land Buy in 6th Schedule Area**

The Gauhati High Court asked the Assam government for explanations on large land acquisitions in areas protected under the 6th Schedule, meant for tribal administration.

News Source: [Read Here](#)

- **Trump Announces Relocation of US Space Command Headquarters to Alabama, Overturns Biden's Decision**

Reversing the Biden administration's decision, President Trump announced that the US Space Command headquarters will shift from Colorado to Huntsville, Alabama, citing strategic and operational considerations.

News Source: [Read Here](#)

- **Trump Says He Is 'Very Disappointed' with Putin**

Donald Trump stated he is 'very disappointed' with Vladimir Putin and the direction of current Russia-US relations, especially concerning the ongoing Ukraine conflict.

News Source: [Read Here](#)

- **Citizens of Nepal, Bhutan Not Required to Carry Passport, Visa for Entering India, as Earlier: MHA**

The Ministry of Home Affairs restated that citizens of Nepal and Bhutan do not need a passport or visa to enter India, maintaining the same travel privileges as before.

News Source: [Read Here](#)

- **Nasdaq, S&P 500, Dow Jones Slip on Trump Tariffs Uncertainty**

The US stock market tumbled as Trump's rhetoric over possible new tariffs on Indian goods unnerved investors, with Nasdaq, S&P 500, and Dow Jones closing lower.

News Source: [Read Here](#)

- **UK Bond Yield Jumps to Its Highest Level Since 1998 at 5.697%. Here's Why**

The yield on UK government bonds surged to levels unseen since 1998, with the pound

dropping 1.5% in a day, reflecting mounting inflation and fiscal worries.

News Source: [Read Here](#)

- **Bullish on India for Its Chip Potential, Says Dutch Major ASML**

ASML CEO Christophe Fouquet outlined the company's strategy to expand its India presence, working with local chip manufacturers and ramping up R&D and hiring amid a global chip supply race.

News Source: [Read Here](#)

- **'Godfather of AI' Says Machines Already Better Than Humans at Manipulation**

AI pioneer Geoffrey Hinton asserts that current AI models are already better than most people at emotionally manipulating humans, raising concerns about AI safety and influence.

News Source: [Read Here](#)

- **Gadkari Says Green Hydrogen, Biofuels Sustainable Path to a Developed Economy**

Transport Minister Nitin Gadkari revealed pilot projects on 10 Indian highways for green hydrogen refueling and biofuel adoption as part of a strategy for a sustainable, developed economy.

News Source: [Read Here](#)

- **GST Overhaul May See Sweeping Tax Cuts**

GST Council is considering restructuring taxes with substantial rate cuts for everyday items and proposals for higher levies on luxury goods, alongside increasing state compensation.

News Source: [Read Here](#)

- **Civil Aviation Ministry Flags Rising Festival Airfares**

The aviation ministry has noted surging airfares during India's festival season, engaging with airlines to ensure transparency and prevent exorbitant pricing on key routes.

News Source: [Read Here](#)

- **Ashwini Vaishnaw Urges Global Investors to Become Part of India's Chip Ecosystem**
IT Minister Ashwini Vaishnaw called on global technology investors to participate in India's growing semiconductor ecosystem, highlighting 'Make in India' efforts and policy incentives.
News Source: [Read Here](#)
- **PM Modi Unveils Next Phase of Chip Mission**
Prime Minister Narendra Modi announced the next phase of India's Semiconductor Mission, focusing on investments, skills development, and chip-to-device manufacturing.
News Source: [Read Here](#)
- **Zero GST Likely on 36 More Critical Drugs**
The GST Council is likely to offer exemptions on an expanded list of essential drugs for rare diseases and critical care to cut treatment costs.
News Source: [Read Here](#)
- **GST Rate Relief Proposed for ACs, TVs, Dishwashers**
The GST Council is considering lowering slabs for household appliances like ACs and TVs to boost demand and support domestic manufacturers.
News Source: [Read Here](#)
- **Karnataka Adds Record Wind Power, Ranks Among Top 3 States in India**
Karnataka achieved a milestone by adding record wind power capacity in 2025, joining India's top three wind energy-producing states, boosting its green credentials.
News Source: [Read Here](#)
- **Russian Oil Discounts Deepen for Indian Refiners Amid Tariff Tensions with US: Report**
Indian refineries benefit from deepened Russian crude discounts amid US-India trade tensions, balancing energy security and geopolitical pressures.

News Source: [Read Here](#)

- **CCI Approves Japan's SMBC Stake Acquisition in Yes Bank**
The Competition Commission of India cleared Japan's Sumitomo Mitsui Banking Corporation's stake acquisition in Yes Bank, signaling global interest in Indian banking.
News Source: [Read Here](#)
- **'Significant Setback for US': American Expert on Modi-Putin-Xi Meeting in China**
A trilateral SCO summit meeting between Modi, Putin, and Xi in China is viewed as a diplomatic setback for the US's Indo-Pacific strategy.
News Source: [Read Here](#)
- **China to Allow Russians Visa-Free Visits for 30 Days During One-Year Trial**
China permits Russian citizens 30-day visa-free entry for a 12-month trial to boost tourism by 40%, strengthening Russia-China ties amid global tensions.
News Source: [Read Here](#)
- **Centre Finalises 25 Priority Products for Indigenous Semiconductor IPs; SCL Modernisation to Go to Cabinet Soon**
Telecom Minister Ashwini Vaishnaw announced modernization at SCL Mohali and cabinet review of plans for 25 priority indigenous semiconductor products.
News Source: [Read Here](#)
- **Helios Capital's Samir Arora on Trade Ties, GST and Why Investors Should Think Long Term**
Samir Arora of Helios Capital advocates long-term investment horizons despite trade and GST disruptions, urging focus on portfolio stability.
News Source: [Read Here](#)

- **DGFT Extends Export Obligation Period as Indian Exporters Face Tariff Pressures**
DGFT extended the export obligation period for importers under government schemes, responding to global tariff challenges from the US and Europe.
News Source: [Read Here](#)
- **Tariff Deadlock in Healthcare: Who Pays for Medical Inflation?**
Healthcare insurers warn that hospital tariff hikes could raise premiums, straining budgets amid rising medical inflation, exploring regulatory perspectives.
News Source: [Read Here](#)
- **Is Donald Trump Planning a 200% Tariff on Pharma? Here's What We Know**
Rumors suggest Donald Trump could propose a 200% tariff on pharmaceutical imports, potentially impacting Indian generics exports if confirmed.
News Source: [Read Here](#)
- **ICMR Launches National Study on Gestational Weight Gain, Aims to Build India-Specific Guidelines**
ICMR announced a study to develop India-specific guidelines for gestational weight gain, addressing high maternal anemia and low birth weight rates.
News Source: [Read Here](#)
- **BCCI Opens Bidding for Team India Lead Sponsor After Dream11 Exit, Bars Crypto, Gaming Firms**
BCCI opened bidding for Team India's lead sponsor after Dream11's exit, excluding crypto and gaming firms from participation.
News Source: [Read Here](#)
- **GST Panel Recommends Higher Tax for Luxury EVs; Big Blow for Tesla, BYD**
A GST panel recommended higher taxes on luxury EVs, potentially impacting companies like Tesla and BYD in the Indian market.

News Source: [Read Here](#)

- **German Foreign Minister Inaugurates SAP Experience Centre in Bengaluru**
Germany's Foreign Minister opened SAP's new Experience Centre in Bengaluru, strengthening Indo-German ties in technology and innovation.
News Source: [Read Here](#)
- **AP CRDA to Allot Land for Convention Centres in Amaravati**
Andhra Pradesh CRDA will allocate land in Amaravati for convention centres to boost infrastructure and attract investments in the new capital.
News Source: [Read Here](#)
- **Lifesciences Companies Homing in on India for Their GCCs: EY**
EY reports a growing trend of lifesciences firms establishing Global Capability Centres in India to accelerate innovation and access skilled talent.
News Source: [Read Here](#)
- **Fiscal Deficit Widens Sharply in Early FY26: Union Bank of India**
Union Bank of India reports a significant fiscal deficit increase in early FY26 due to rising expenditure and slower revenue receipts.
News Source: [Read Here](#)
- **Editorial. Move to Slash Raw Cotton Import Levy Justified**
The editorial supports reducing the import levy on raw cotton as beneficial for textile manufacturers, helping moderate costs and support exports.
News Source: [Read Here](#)
- **Domestic Investors Cushion India's \$5.1 Trillion Market as Foreign Funds Exit**
Indian domestic investors, particularly retail via SIPs, stabilized the market amid heavy

foreign institutional investor outflows, shifting savings to equities.

News Source: [Read Here](#)

- **GST Council to Deliberate on New Slabs: 40% on Luxury Goods, 5% on Essentials as 'Diwali Gift'**

The GST Council will discuss a 40% tax slab on luxury goods and a 5% slab on essentials, possibly as Diwali relief, alongside reforms.

News Source: [Read Here](#)

- **'Our Journey Began Late, but Nothing Can Stop Us Now,' Says PM Modi**

At Semicon India 2025, PM Modi expressed confidence in India's semiconductor growth despite a late start, outlining supportive government initiatives.

News Source: [Read Here](#)

For our latest reports and updates, kindly refer to [Ventura Securities Ltd](#)

Disclosures and Disclaimer

Ventura Securities Limited (VSL) is a SEBI registered intermediary offering broking, depository and portfolio management services to clients. VSL is member of BSE, NSE and MCX-SX. VSL is a depository participant of NSDL. VSL states that no disciplinary action whatsoever has been taken by SEBI against it in last five years except administrative warning issued in connection with technical and venial lapses observed while inspection of books of accounts and records. Ventura Commodities Limited, Ventura Guaranty Limited, Ventura Insurance Brokers Limited and Ventura Allied Services Private Limited are associates of VSL. Research Analyst (RA) involved in the preparation of this research report and VSL disclose that neither RA nor VSL nor its associates (i) have any financial interest in the company which is the subject matter of this research report (ii) holds ownership of one percent or more in the securities of subject company (iii) have any material conflict of interest at the time of publication of this research report (iv) have received any compensation from the subject company in the past twelve months (v) have managed or co-managed public offering of securities for the subject company in past twelve months (vi) have received any compensation for investment banking merchant banking or brokerage services from the subject company in the past twelve months (vii) have received any compensation for product or services from the subject company in the past twelve months (viii) have received any compensation or other benefits from the subject company or third party in connection with the research report. RA involved in the preparation of this research report discloses that he / she has not served as an officer, director or employee of the subject company. RA involved in the preparation of this research report and VSL discloses that they have not been engaged in the market making activity for the subject company. Our sales people, dealers, traders and other professionals may provide oral or written market commentary or trading strategies to our clients that reflect opinions that are contrary to the opinions expressed herein. We may have earlier issued or may issue in future reports on the companies covered herein with recommendations/ information inconsistent or different those made in this report. In reviewing this document, you should be aware that any or all of the foregoing, among other things, may give rise to or potential conflicts of interest. We may rely on information barriers, such as "Chinese Walls" to control the flow of information contained in one or more areas within us, or other areas, units, groups or affiliates of VSL. This report is for information purposes only and this document/material should not be construed as an offer to sell or the solicitation of an offer to buy, purchase or subscribe to any securities, and neither this document nor anything contained herein shall form the basis of or be relied upon in connection with any contract or commitment whatsoever. This document does not solicit any action based on the material contained herein. It is for the general information of the clients / prospective clients of VSL. VSL will not treat recipients as clients by virtue of their receiving this report. It does not constitute a personal recommendation or take into account the particular investment objectives, financial situations, or needs of clients / prospective clients. Similarly, this document does not have regard to the specific investment objectives, financial situation/circumstances and the particular needs of any specific person who may receive this document. The securities discussed in this report may not be suitable for all investors. The appropriateness of a particular investment or strategy will depend on an investor's individual circumstances and objectives. Persons who may receive this document should consider and independently evaluate whether it is suitable for his/ her/their particular circumstances and, if necessary, seek professional/financial advice. And such person shall be responsible for conducting his/her/their own investigation and analysis of the information contained or referred to in this document and of evaluating the merits and risks involved in the securities forming the subject matter of this document. The projections and forecasts described in this report were based upon a number of estimates and assumptions and are inherently subject to significant uncertainties and contingencies. Projections and forecasts are necessarily speculative in nature, and it can be expected that one or more of the estimates on which the projections and forecasts were based will not materialize or will vary significantly from actual results, and such variances will likely increase over time. All projections and forecasts described in this report have been prepared solely by the authors of this report independently of the Company. These projections and forecasts were not prepared with a view toward compliance with published guidelines or generally accepted accounting principles. No independent accountants have expressed an opinion or any other form of assurance on these projections or forecasts. You should not regard the inclusion of the projections and forecasts described herein as a representation or warranty by VSL, its associates, the authors of this report or any other person that these projections or forecasts or their underlying assumptions will be achieved. For these reasons, you should only consider the projections and forecasts described in this report after carefully evaluating all of the information in this report, including the assumptions underlying such projections and forecasts. The price and value of the investments referred to in this document/material and the income from them may go down as well as up, and investors may realize losses on any investments. Past performance is not a guide for future performance. Future returns are not guaranteed and a loss of original capital may occur. Actual results may differ materially from those set forth in projections. Forward-looking statements are not predictions and may be subject to change without notice. We do not provide tax advice to our clients, and all investors are strongly advised to consult regarding any potential investment. VSL, the RA involved in the preparation of this research report and its associates accept no liabilities for any loss or damage of any kind arising out of the use of this report. This report/document has been prepared by VSL, based upon information available to the public and sources, believed to be reliable. No representation or warranty, express or implied is made that it is accurate or complete. VSL has reviewed the report and, in so far as it includes current or historical information, it is believed to be reliable, although its accuracy and completeness cannot be guaranteed. The opinions expressed in this document/material are subject to change without notice and have no obligation to tell you when opinions or information in this report change. This report or recommendations or information contained herein do/does not constitute or purport to constitute investment advice in publicly accessible media and should not be reproduced, transmitted or published by the recipient. The report is for the use and consumption of the recipient only. This publication may not be distributed to the public used by the public media without the express written consent of VSL. This report or any portion hereof may not be printed, sold or distributed without the written consent of VSL. This document does not constitute an offer or invitation to subscribe for or purchase or deal in any securities and neither this document nor anything contained herein shall form the basis of any contract or commitment whatsoever. This document is strictly confidential and is being furnished to you solely for your information, may not be distributed to the press or other media and may not be reproduced or redistributed to any other person. The opinions and projections expressed herein are entirely those of the author and are given as part of the normal research activity of VSL and are given as of this date and are subject to change without notice. Any opinion estimate or projection herein constitutes a view as of the date of this report and there can be no assurance that future results or events will be consistent with any such opinions, estimate or projection. This document has not been prepared by or in conjunction with or on behalf of or at the instigation of, or by arrangement with the company or any of its directors or any other person. Information in this document must not be relied upon as having been authorized or approved by the company or its directors or any other person. Any opinions and projections contained herein are entirely those of the authors. None of the company or its directors or any other person accepts any liability whatsoever for any loss arising from any use of this document or its contents or otherwise arising in connection therewith. The information contained herein is not intended for publication or distribution or circulation in any manner whatsoever and any unauthorized reading, dissemination, distribution or copying of this communication is prohibited unless otherwise expressly authorized. Please ensure that you have read "Risk Disclosure Document for Capital Market and Derivatives Segments" as prescribed by Securities and Exchange Board of India before investing in Securities Market.

Ventura Securities Limited - SEBI Registration No.: INH000001634*Corporate Office: I-Think Techno Campus, 8th Floor, 'B' Wing, Off Pokhran Road No 2, Eastern Express Highway, Thane (W) – 400608*